

HOOPOE
NEW COMFORT CONCEPT



With superb quality, unequalled comfort and fashionable style HOOPOE offers a new comfort concept. The main idea of a new comfort concept is to combine superb quality, unequalled comfort and fashionable style in one product - HOOPOE shoe.

Superb quality is achieved by using best available materials. All HOOPOE shoes made with best available subtle leathers. Lining of HOOPOE shoes is made out of Hypoallergenic calf leather, providing dryness and total comfort.

In order to provide maximum unequalled comfort footwear should correspond to individual specific of each particular foot. To achieve this correspondence as close as possible HOOPOE uses real widths on corresponding to each width - outsole. Another important feature is implementing combination last, which is wider in forefoot area and narrower in the back. This feature is very important for your older patients.

All these features allow to use HOOPOE footwear as the best choice for management of diabetic foot. We also carry diabetic insoles at very competitive price. Everything we carry has been approved by SAMERC for Medicare patients and registered with FDA.

Equally important part of new comfort concept by HooPoe is merging the latest fashionable look with maximum comfort fit. HooPoe designers spend time at all major fashion shows to get the latest trends and then jointly with podiatrists and pedorthists working on incorporating fashion with comfort. That's how each HooPoe style is born.

HooPoe new comfort concept is here today to revolutionize the way you look at comfort footwear. HOOPOE will provide us hassle customer care with no minimum orders, no restocking fees.



UNEQUALLED THERAPEUTIC FOOTWEAR

HooPoe shoe is the standard for beautifully styled footwear that protects and pumps feet in need of special care. Our team of designers jointly with C. Peck has spent a lot of time researching and refining comfort features. From contemporary styling to more traditional comfort shoes with Velcro and tie closures, HooPoe footwear collection offers the industry's most progressive health benefits. Each pair is made with removable insoles, the finest leathers and a generous toe box. Selected styles also have a seamless toe box and calf strap that won't irritate "hot" or hyper-sensitive feet.

ADDED DEPTH IN TOE BOX AND FOREFOOT provides adequate space for use of orthotics and allows extra toe room.

PAUDED TONGUE absorbs, relieves pressure over the **P. M. S. I. P.**

FOAM CUSHIONED COLLAR made out of delectan prevents heel slippage for a snug and friction-free fit.

REMOVABLE ANATOMICAL SHAPE CUSTOMIZED FOOTBED wicks moisture away from the foot to keep it healthy and dry. The entire insert can be removed for swollen feet or when more room for orthotics is needed.

WIDE SHANK, LIGHTWEIGHT POLYURETHANE BOTTOM provides a "Roller Bottom" to move the foot forward during walking and a wide ball of foot base for stability and good fit. Very durable and slip-resistant.

FIRM COUNTER provides heel flex, walking stability and minimal heel slippage.

ICONS LEGEND

- Hypoallergenic calf lining to keep feet dry and comfortable
- Double lightweight polyurethane outsole
- Roller bottom to move natural gait pattern
- Medicare Approved as ASMO Code
- FDA Registered
- Seamless upper to accommodate different foot deformities
- Velcro closure for convenient shoe fastening
- Firm extra long counter for more stability
- Removable and moldable footbed with arch and metatarsal support
- Extra depth construction to accommodate any type of orthotic
- Added depth construction
- Vegetable tanned cow lining
- Wool construction
- Feather weight



women's
NEW COMFORT CONCEPT



Dolly P3003



Back

Width	Size
MED	8-10,11
WIDE	8-10,11
WWIDE	8-10,11

Edge



Front



Designed to provide maximum comfort for those with bunions and shortened Achilles tendon.

100%



Dahlia P3010



Edge

Width	Size
MED	8-10,11
WIDE	8-10,11
WWIDE	8-10,11

Back



Front



Designed to provide maximum comfort for those with bunions and shortened Achilles tendon.

100%



Daphnie P3011



Back

Width	Size
MED	8-10,11
WIDE	8-10,11
WWIDE	8-10,11

Edge



Front



Designed to provide maximum comfort for those with bunions, hammertoes and shortened Achilles tendon.

100%



women's

Jane P30012



Back

Width	Size
MED	8-10,11
WIDE	8-10,11
WWIDE	8-10,11

Edge



100%



Kira P3007



Back

Width	Size
MED	8-10,11
WIDE	8-10,11
WWIDE	8-10,11

Edge



100%



Coastanza P3080



Back

Width	Size
MED	8-10,11
WIDE	8-10,11
WWIDE	8-10,11

Edge



100%




4

women's

women's
NEW COMFORT CONCEPT



Mercedes P3073



Toe

Width	Size
MED	8-10,11
WIDE	8-10,11
WWIDE	8-10,11

Back



100%



Deborah P3070



Toe

Width	Size
MED	8-10,11
WIDE	8-10,11
WWIDE	8-10,11

Back



100%



Luca P3083



Edge

Width	Size
MED	8-10,11
WIDE	8-10,11
WWIDE	8-10,11

Back



100%



women's

<p>Cynthia P3102</p>  <p>Black</p>	<p>Width</p> <p>MEI 9-10.11 WIDE 9-10.11 WIDE 9-10.11</p> <p>Color</p> 	<p>Scale</p> <p>Performance short boot featuring genuine sheepskin shearing lining, great for those with poor blood circulation. Great support and stability.</p> <p>CEC</p> 
<p>Ophelia P3104</p>  <p>Black</p>	<p>Width</p> <p>MEI 9-10.11 WIDE 9-10.11 WIDE 9-10.11</p> <p>Color</p> 	<p>Scale</p> <p>Performance short boot featuring genuine sheepskin shearing lining, great for those with poor blood circulation. Great support and stability.</p> <p>CEC</p> 
<p>Claudia P3105</p>  <p>Black</p>	<p>Width</p> <p>MEI 9-10.11 WIDE 9-10.11 WIDE 9-10.11</p> <p>Color</p> 	<p>Scale</p> <p>Performance short boot featuring genuine sheepskin shearing lining, great for those with poor blood circulation. Great support and stability.</p> <p>CEC</p> 



women's 6

women's NEW COMFORT CONCEPT 



<p>Rosa P3014</p>  <p>White</p>	<p>Width</p> <p>MEI 9-10.11 WIDE 9-10.11 WIDE 9-10.11</p> <p>Color</p> 	<p>Scale</p> <p>Designed to provide maximum comfort for those with bunions and foot deformities. Great for pronated or swelling feet.</p> <p>CEC</p> 
<p>Inna P3015</p>  <p>White</p>	<p>Width</p> <p>MEI 9-10.11 WIDE 9-10.11 WIDE 9-10.11</p> <p>Color</p> 	<p>Scale</p> <p>Designed to provide maximum comfort for those with bunions and foot deformities. Great for pronated or swelling feet.</p> <p>CEC</p> 
<p>Marina P3016</p>  <p>Black</p>	<p>Width</p> <p>MEI 9-10.11 WIDE 9-10.11 WIDE 9-10.11</p> <p>Color</p> 	<p>Scale</p> <p>Designed to provide maximum comfort for those with bunions and foot deformities. Great for pronated or swelling feet.</p> <p>CEC</p> 

women's 7

<p>Tammy P3001</p>  <p>Black</p>	<p>Width</p> <p>MEI 9-10.11 WIDE 9-10.11 WIDE 9-10.11</p> <p>Color</p> 	<p>Scale</p> <p>Designed with faced up closure, providing excellent adjustability. Extra long counter provides great support and stability.</p> <p>CEC</p> 
<p>Kimmie P3002</p>  <p>Black</p>	<p>Width</p> <p>MEI 9-10.11 WIDE 9-10.11 WIDE 9-10.11</p> <p>Color</p> 	<p>Scale</p> <p>Designed with two velcro closures providing extra provide maximum excellent adjustability. Extra long counter provides great support and stability.</p> <p>CEC</p> 
<p>Eve P3084</p>  <p>Charred</p>	<p>Width</p> <p>MEI 9-10.11 WIDE 9-12.11 WIDE 9-12.11</p> <p>Color</p> 	<p>Scale</p> <p>Designed with velcro closures providing extra adjustability. Extra long counter provides great support and stability.</p> <p>CEC</p> 



women's 8

women's
NEW! COMFORT CONCEPT





Esther P3065




Camel

Width	Size
MED	5-10, 11
WIDE	5-10, 11
WWIDE	5-10, 11

Back  

Designed with velcro closures providing extra adjustability. Extra long counter provides great support and stability.

100%



Evelyn P3066



Brown

Width	Size
MED	5-10, 11
WIDE	5-10, 11
WWIDE	5-10, 11

Back  

A high and performance walking shoe featuring convenient zipper closure.

100%



Dolores P3107



Tan

Width	Size
MED	5-10, 11
WIDE	5-10, 11
WWIDE	5-10, 11

Back 

Designed with velcro closures providing extra adjustability. Extra long counter provides great support and stability.

100%



women's

Missy P3071



Black

Width	Size
MED	5-10, 11
WIDE	5-10, 11
WWIDE	5-10, 11

Back 

Designed with laced up closure providing excellent adjustability. Extra long counter for great support and stability.

100%



Angel P3072



Black

Width	Size
MED	5-10, 11
WIDE	5-10, 11
WWIDE	5-10, 11

Back 

Designed with velcro closures providing extra adjustability. Extra long counter provides great support and stability.

100%




women's

men's
NEW! COMFORT CONCEPT




Greg P4005



Brown

Width	Size
MED	7-12, 13
WIDE	7-12, 13
WWIDE	7-12, 13

Back 

Genuine sheepskin shearing lined tricker orthopedic boot made with welt construction. Cement attached sole trimmed to the size of last allows any kind of sole modifications. Extended medical firm counter provides support and stability.

100%



Arnold P4001



Tan

Width	Size
MED	7-12, 13
WIDE	7-12, 13
WWIDE	7-12, 13

Back  

Feather light Velcro closure dress-casual shoe, provide cushioning flexibility and excellent shock absorption.

100%



Gary GW4001



Brown

Width	Size
NAR	7-12, 13
MED	7-12, 13
WIDE	7-12, 13
WWIDE	7-12, 13

Back 

Bulky orthopedic shoe made with welt construction. Cement attached sole trimmed to the size of last allows any kind of sole modifications. Extended medical firm counter provides support and stability.

100%





men's

<p>Gene GW 4002</p>  <p>Back</p>	<p>Width Size</p> <p>NAI 7-12, 13</p> <p>MED 7-12, 13</p> <p>WIDE 7-12, 13</p> <p>WWIDE 7-12, 13</p>	<p>Bucher orthopedic shoe made with welt construction. Cement attached sole trimmed to the size of last allows any kind of sole modifications. Extended medial firm counter provides support and stability.</p> <p>MSD</p> 
<p>Jimmy P4002</p>  <p>Top</p>	<p>Width Size</p> <p>MED 7-12, 13</p> <p>WIDE 7-12, 13</p> <p>WWIDE 7-12, 13</p>	<p>Feather light oxford dress casual shoe, provide cushioning flexibility and excellent shock absorption.</p> <p>MSD</p> 
<p>Boris P4003</p>  <p>Top</p>	<p>Width Size</p> <p>MED 7-12, 13</p> <p>WIDE 7-12, 13</p> <p>WWIDE 7-12, 13</p>	<p>Feather light summer shoe, provide cushioning flexibility and excellent shock absorption.</p> <p>MSD</p> 



men's

12

<p>men's</p> <p>NSD COMFORT CONCEPT</p> 		
<p>Andy P4004</p>  <p>Top</p>	<p>Width Size</p> <p>MED 7-12, 13</p> <p>WIDE 7-12, 13</p> <p>WWIDE 7-12, 13</p>	<p>Feather light Velcro summer shoe, provide cushioning flexibility and excellent shock absorption.</p> <p>MSD</p> 
<p>Paul P4005</p>  <p>Top</p>	<p>Width Size</p> <p>MED 7-12, 13</p> <p>WIDE 7-12, 13</p> <p>WWIDE 7-12, 13</p>	<p>Feather light Velcro summer shoe, provide cushioning flexibility and excellent shock absorption.</p> <p>MSD</p> 
<p>Simon P4007</p>  <p>Top</p>	<p>Width Size</p> <p>MED 7-12, 13</p> <p>WIDE 7-12, 13</p> <p>WWIDE 7-12, 13</p>	<p>Feather light Velcro summer shoe, provide cushioning flexibility and excellent shock absorption.</p> <p>MSD</p> 

men's

13

<p>Sam P4008</p>  <p>Top</p>	<p>Width Size</p> <p>MED 7-12, 13</p> <p>WIDE 7-12, 13</p> <p>WWIDE 7-12, 13</p>	<p>Feather light dress casual shoe, provide cushioning flexibility and excellent shock absorption.</p> <p>MSD</p> 
------------------------------------------------------------------------------------------------------------------------	------------------------------------------------------------------------------------------------------------	---------------------------------------------------------------------------------------------------------------------------------------------------------------------------------------------------------------

BILAMINATE DIABETIC INSOLE

These multi-density orthotics were designed to provide comfort and protection for the diabetic foot. They also approved by BADMERC for Medicare patients as code A5512.

Shoe Size	Corresponding Insole Size
W 5-6	XS
W 7-8	S
W 9-10	M
M 10-11	L
M 12-13	XL
M 14-15	XXL

Each pair is \$1.00 (Free)

1407

Top Layer - 1/8" Self conforming Flash low density closed cells EVA
Base Layer - 3/16" Self conforming Blue High density closed cells EVA

men's

14

ORDERING INFORMATION

FOR CUSTOMER SERVICE AND ORDER PLACEMENT:

Phone: 888.493.2859
Fax: 410.318.8620
www.hoopoecomfort.com

TERMS AND CONDITIONS

Terms

We provide with net 30 days from the date of invoice. Accounts with 30 days past due will not receive new shipments until account is current.

Prices

Prices based on FOB Baltimore, MD. Prices are subject to change.

Shipping

All shipments are made by UPS unless instructions are given to use a specific carrier for significant size shipments.

Return Authorizations

All requests for return shall be addressed to Baltimore office. After "Return Authorization" is granted and number received, it should be placed on the outside of the package. Returns without authorization will be refused and sent back to a customer. Returns of worn shoes without manufacturing defects are not accepted. Closeout shoes can not be returned.

Proof of Delivery

Proofs of Delivery can be provided to a customer at any time by request.

Shortage and Damage Claims

Shortage and damage claims must be reported to "Hoopoe" within 7 days of receipt in order to be properly investigated.

Refused Shipments

Refused shipments will be charged \$3.00 per pair restocking fee. Freight charges on refused shipments are also customer's responsibility.

